



HYUNDAI Technical Service Bulletin

Group	AUTOMATIC TRANSAXLE
Number	06-40-008
Date	MAY, 2006
Model	2006~ SONATA

Subject
AUTOMATIC TRANSAXLE SHIFT LEVER WILL NOT SHIFT OUT OF PARK

CIRCULATE TO:	<input type="checkbox"/> GENERAL MANAGER	<input checked="" type="checkbox"/> PARTS MANAGER	<input checked="" type="checkbox"/> TECHNICIAN
<input checked="" type="checkbox"/> SERVICE ADVISOR	<input checked="" type="checkbox"/> SERVICE MANAGER	<input checked="" type="checkbox"/> WARRANTY MGR	<input type="checkbox"/> SALES MANAGER

DESCRIPTION:

If the shift lever of a 2006 Sonata vehicle does not shift into or out of Park, please follow the repair procedure:

REPAIR PROCEDURE:

1. Attach a Hi-Scan Pro or GDS and select:

- "Hyundai Vehicle Diagnosis"
- "Sonata 06MY, NF"
- "Automatic Transaxle", "3.3L"
- "Current Data", "Brake Switch"


1.2 CURRENT DATA		18/24
* BRAKE SWITCH	ON	▲
RED SOLENOID DUTY	0.0 %	
PRESSURE SOLENOID	100.0%	
OIL TEMPERATURE	134 °F	
SHIFT POSITION	-	
SELECT LEVER SW.	P, N	■
A/C SWITCH	OFF	
SPORTS MODE SEL. SW.	OFF	▼
FIX	SCRN	FULL
PART	GRPH	HELP

2. Confirm the "Brake Switch" reads "ON" when the brake pedal is depressed. If not, check the:

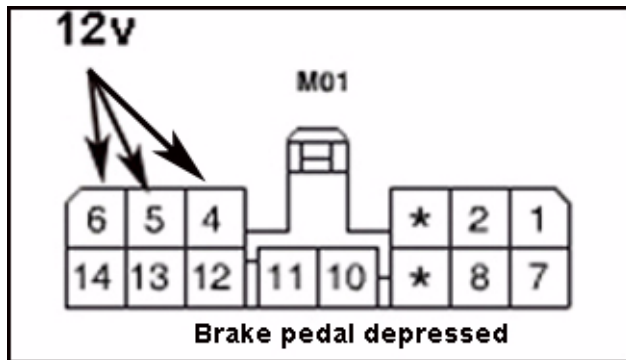
- Brake switch adjustment according to the 2006 Sonata Shop Manual, page BR-11
- B/UP fuse #20 (10A) in the engine compartment and the related wiring as shown in the 2006 Sonata Shop Manual, pages SD452-1.

3. Check the #35 fuse (10A) in the passenger compartment as shown in the 2006 Sonata ETM, page SD452-2. Replace the fuse if necessary.

4. Remove the center panel and access the connector to the ATA key lock control module.

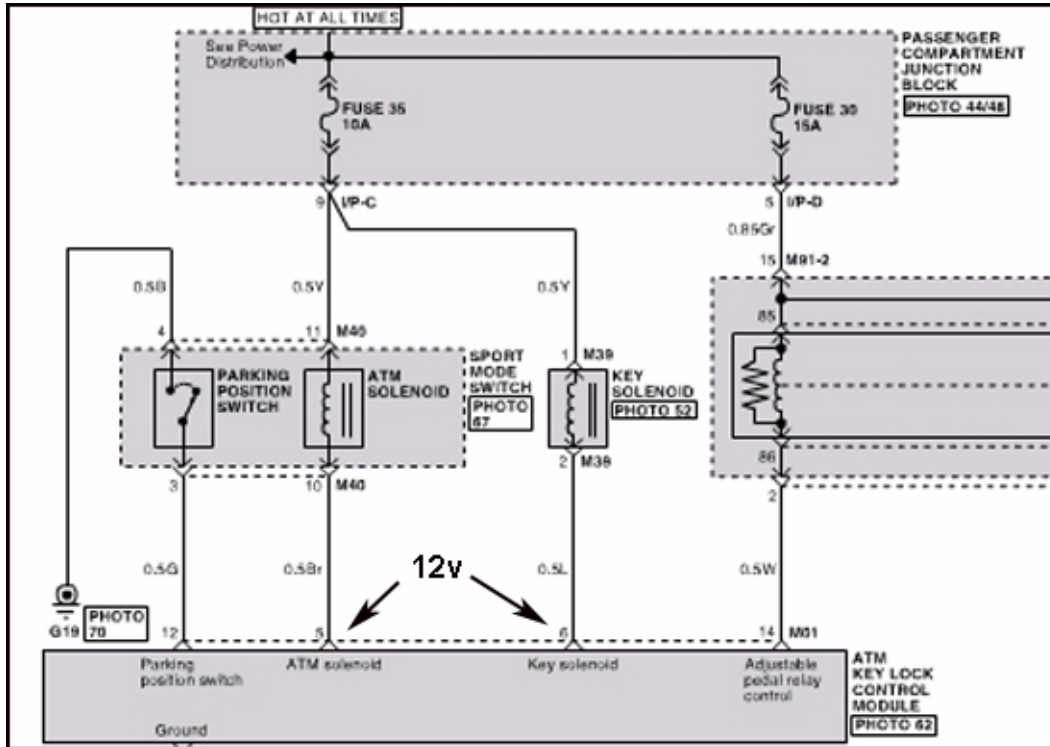


5. Turn the ignition switch to the "ON" position and step on the brake pedal. Check for 12v at pins 4, 5 and 6 at the connector to the ATA key lock control module. If 12v is found, replace the ATA key lock control module.





Refer to 2006 Sonata ETM, Page SD452-2 if further diagnosis is needed.



PARTS INFORMATION:

VEHICLE	PART NUMBER	DESCRIPTION
2006 SONATA 3.3L	95850-3K000	ATA key lock control module
2006 SONATA 2.4L		

WARRANTY INFORMATION:

MODEL	OPERATION	OP CODE	OP TIME	CAUSAL P/N	NATURE CODE	CAUSE CODE
2006 SONATA	Replace ATA key lock control module	95850R00	0.4	95850-3K000	*N94	**C15

*N94: Inoperative

**C15: Poor contact & short, open circuit